



District Report Card: 2017


| | |
|----------------------|---------------------------------|
| State: Kerala | District: Pathanamthitta |
| Class: 5 | Subject: Language |
| Schools: 61 | Students: 1048 |


Participation/Coverage


Students

| | | | | |
|--|--------|-------|--------|-------|
| <div>GENDER</div> <div></div> | Boys | | Girls | |
| | Number | % | Number | % |
| | 545 | 52.00 | 503 | 48.00 |

| | | | | |
|---|--------|-------|--------|-------|
| <div>AREA</div> <div></div> | Rural | | Urban | |
| | Number | % | Number | % |
| | 894 | 85.31 | 154 | 14.69 |

| | | | | | | | | |
|--|--------|-------|--------|------|--------|-------|--------|-------|
| <div>CATEGORY</div> <div></div> | SC | | ST | | OBC | | GEN | |
| | Number | % | Number | % | Number | % | Number | % |
| | 245 | 23.38 | 15 | 1.43 | 358 | 34.16 | 430 | 41.03 |

| | | | | | | |
|--|----|----|----|------|----|-----|
| <div>CWSN</div> <div></div> | LD | VI | HI | S&LD | ID | Oth |
| | 9 | 1 | 10 | 6 | 16 | 1 |

| | | | | |
|--|------------|-------|------------------|-------|
| <div>Management</div> <div></div> | Government | | Government-aided | |
| | Number | % | Number | % |
| | 485 | 46.28 | 563 | 53.72 |

Average Performance of Students in Language (%)

| Overall | Gender | | Area | | Management | | Social Group | | | |
|--------------|--------------|--------------|--------------|--------------|--------------|--------------|--------------|--------------|--------------|--------------|
| | Male | Female | Rural | Urban | Govt. | Aided | SC | ST | OBC | GEN |
| 74.64 | 73.76 | 75.59 | 73.19 | 83.03 | 76.01 | 73.45 | 74.42 | 61.33 | 76.00 | 74.09 |

Performance on Learning Outcomes (LOs)

| Learning Outcomes | Description | Average Performance(%) |
|-------------------|--|------------------------|
| L504 | Reads and comprehends independently storybooks, news items/ headlines, advertisements etc. | 74.08 |
| L508 | Reads text with comprehension, locates details and sequence of events | 74.91 |

| Range of Performance of Students who Answered Correctly | | | | | | | |
|---|------|-----------|-------|-----------|-------|-----------|-------|
| Below 30% | | 30% - 50% | | 50% - 75% | | Above 75% | |
| Number | % | Number | % | Number | % | Number | % |
| 10 | 0.95 | 108 | 10.31 | 390 | 37.21 | 540 | 51.53 |

Lowest Performing Learning Outcomes (LOs)

- 1 - Reads and comprehends independently storybooks, news items/ headlines, advertisements etc. (74.08)
- 2 - Reads text with comprehension, locates details and sequence of events (74.91)